

# Assessing the Evidence for Sensory Integration Therapy

( Does it really work? )

**Only \$129<sup>00</sup>!!**

Little Rock, AR - Oct. 15, 2010  
New Orleans, LA - Oct. 29, 2010

**Sponsored by:**  
**Professional Education Programs, Inc.**  
... committed to your professional growth!

**contact person:**  
**Phoebe Grindal, MS, OTR**  
785 478 2600

Visit our web site: [www.PEPseminars.com](http://www.PEPseminars.com)

## Who should attend...

Occupational Therapists, Physical Therapists, Assistants, Speech-Language Pathologists, Teachers, and any other professionals who are interested in increasing their knowledge about the benefits of Sensory Integration Therapy.

## About this presentation:

Sensory integration intervention has been on the radar for more than 40 years. The increase in interest in the topic over the past 10 years, as well as the emphasis on evidence based practice both from a research and clinical perspective, means that clinicians must understand this dynamic theory base, and be able to critically appraise the available research. This one day workshop will provide participants with a current understanding of research into sensory processing and integration, as well as sensory integration intervention. Further, participants will be given tools to examine the strength and validity research in this area, as even more studies are being done.

## About the Speaker:

**Shelly Lane, PhD, OTR/L, FAOTA**  
Dr Shelly Lane is a Professor of Occupational Therapy and Asst. Dean of Research for the School of Allied Health Professions at Virginia Commonwealth University. She holds a BS in Occupational Therapy from Ohio State University and a PhD in Anatomy/Neuroscience from the University of Texas Health Sciences Center. She admits to a long-standing fascination and interest in studying sensory

integration and processing in children with disabilities such as autism and ADHD. Previous research areas have included development and sensory processing in infants born prematurely, and in infants prenatally exposed to substances of abuse.

Dr Lane has written numerous articles and book chapters that have been published in many professional journals and books. You will enjoy Shelly's high energy speaking style that is both scholarly and entertaining, weaving humor throughout her presentation!

## Objectives / Learning Outcomes:

Participants will be able to...

1. Explain how Sensory Integration Theory is a dynamic theory influenced by ongoing research.
2. Describe Ayres Sensory Integration Treatment® (ASI®) and the features deemed essential to its implementation.
3. Analyze evidence-based research to determine the strength of the findings.
4. Apply analytic skills to the literature on ASI®, assessing its validity and value.
5. Describe the potential links between the basic science and human research, and ASI® and other sensory-based interventions.
6. Assess the evidence base for ASI® in clinical and basic science literature.

**Assessing the Evidence for Sensory Integration Therapy**  
(Registration form)


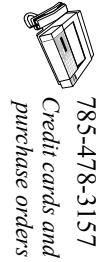
You can also register On-Line - visit our web site at [www.PEPseminars.com](http://www.PEPseminars.com)


Please choose one:  
 Little Rock - Oct. 15, 2010  
 New Orleans - Oct. 29, 2010


Name: \_\_\_\_\_ Phone-home: ( ) \_\_\_\_\_ work: ( ) \_\_\_\_\_  
 Home Address: \_\_\_\_\_ City/State/Zip: \_\_\_\_\_  
 Employer: \_\_\_\_\_ Fax Number: \_\_\_\_\_  
 Profession: \_\_\_\_\_ E-Mail Address: \_\_\_\_\_

Pre-registration is required. (Limited Seating)  
 Enclosed is my check payable to: Professional Education Programs, Inc.  
 Please charge \$ \_\_\_\_\_ to my \_\_\_\_\_  
 card # \_\_\_\_\_ exp. date \_\_\_\_\_ security code \_\_\_\_\_

Signature \_\_\_\_\_

How to enroll: Professional Education Programs, Inc.  
 By Mail  P.O. Box 67056 785-478-3157  
 Topeka, Kansas 66667-0056   
*Checks, credit card, purchase orders*

By Fax  785-478-3157  
*Credit cards and purchase orders*

By Phone  785-478-2600  
*Credit cards only*

**Little Rock, AR - Friday, October 15, 2010**  
**SEMINAR LOCATION:**  
 Center for Health Education  
 St. Vincent Infirmiry Medical Center  
 Two St. Vincent Circle  
 Little Rock, AR  
 501-660-2573 (ask for Jennie Gregory)  
**DIRECTIONS:** Take I-630 to University Ave (exit #5) and turn north on University. St. Vincent Circle is right across from (just east of) the University Mall and Park Plaza Mall. Follow visitor parking signs on St. Vincent Circle to the multi-level free parking garage.  
**LODGING:** Guesthouse Inn is located next to the hospital and is approx 2 blocks from the Center for Health Education at St. Vincent's. The Inn is located at 301 S. University Ave. A block of rooms has been reserved for the special rate of \$69.00 (sgl/dbl) or \$79 (King). This special rate will be held until Oct. 7, 2010 and then only as available. *Please mention Professional Education Programs when calling the Guesthouse Inn for sleeping room reservations* at 501-664-6800. The Inn provides free local calls and daily complementary coffee and donuts in the lobby. The Inn provides free transportation to and from the airport (advance reservation required) as well as to attractions or restaurants within a three mile radius of the hotel.  
**PARKING:** St. Vincent Infirmiry Medical Center has free parking in their multi-level parking garage.

**New Orleans, LA - Friday, October 29, 2010**  
**SEMINAR LOCATION:**  
 Radisson New Orleans Airport  
 2150 Veterans Blvd  
 Kenner, LA 70062  
 504-467-3111  
**DIRECTIONS:** Located near the airport. From I-10, take exit #223 (Williams Blvd heading south). Turn east onto Veteran's.  
**LODGING:** A block of rooms has been reserved for the special rate of \$109 (sgl/dbl). This rate will be held until Oct. 14, 2010 and then only as available. *To get this rate, you must mention Professional Education Programs when calling the hotel directly* for sleeping room reservations at 504-467-3111. All the sleeping rooms have coffee makers, irons/boards, and hair dryers.  
**PARKING:** The hotel has free parking.

<b>Schedule:</b>	
8:00-8:30	Registration
8:30-10:00	Sensory Integration: An evolving theory
10:00-10:15	Break
10:15-12:00	Ayres Sensory Integration® and fidelity to treatment
12:00-1:00	Lunch
1:00-2:30	Assessing research and examining the evidence for Ayres Sensory Integration©
2:30-2:45	Break
2:45-4:00	Bridging knowledge: Clinical and basic science sensory integration
4:00	Adjourn, turn in evaluations, pick up attendance certificates


**Registration fee:**  
 Early Bird Registration fee .....\$129.00  
 Little Rock registration postmarked after Sept. 29, 2010 ..... \$139.00  
 New Orleans registration postmarked after Oct. 13, 2010 .... \$139.00


**Group discount!** Take 10% off the Early Bird fee when 3 or more people register **together at the same time before** postmarked dates above. No discounts after these dates.  
 \* \* \* \* \*


Cancellation policy: Registration fee less 20% is refundable if cancellation occurs by postmarked dates above.  
 After these dates, fees are NON-REFUNDABLE.

**Continuing Education:**

An attendance certificate for 6 contact hours will be provided to ALL participants at the close of the session.


 **Physical Therapy** - This program has been approved by the **Arkansas** and **Louisiana** Boards of Physical Therapy for 6 contact hours for Therapists and Assistants. The **Mississippi** PT Board accepts the approval of another state's licensing board.

 **Occupational Therapy** - This program has been approved by the **Louisiana** State Board of Occupational Therapy for both Therapists and Assistants for 6 contact hours. This program also satisfies the professional development requirements for national certification renewal through the National Board for Certification of Occupational Therapy (NBCOT) for 6 PDU's (6 hours) for both Therapists and Assistants. The **Arkansas** and **Mississippi** OT Boards accept these approvals.

 **Teachers:** A certificate of attendance will be provided for 6 contact hours which can be used individually to apply for credit toward license or certification renewal.

 **Speech-Language Pathologists:**

APPROVED PROVIDER



**Professional Education Programs** is approved by the Continuing Education Board of the American Speech-Language-Hearing Association (ASHA) to provide continuing education activities in speech-language pathology and audiology. See course information for number of ASHA CEUs, instructional level and content area. ASHA CE Provider approval does not imply endorsement of course content, specific products or clinical procedures.

This program is offered for .6 ASHA CEUs (6 hours)  
 (Intermediate level, Professional area)